

Dear Veterans,

Set Sail With Uber

Join the Indian Navy Profile on Uber and get an instant INR 400 Uber voucher along with many more benefits. Access the link to update both your details and those of your dependents:

<https://forms.gle/BuNNmpVcFkQiHLVUA>

Starting 03 January 2024, you and your dependents will receive an email invite from Uber. Click "Verify Email/ Accept Invite", follow the activation process, and start enjoying the benefits.

If you have questions post receiving the invite from Uber, email business-support@uber.com

Happy Riding!!!



Uber for The Indian Navy

Onboarding Guide

- 01** Program Benefits
- 02** How to activate The Indian Navy profile on Uber?
- 03** How to ride on The Indian Navy Profile?
- 04** Safety

Download the Uber
App from:



Program Benefits For The Indian Navy Veterans & Families



Rider Incentive Campaign

Receive an INR 400 Uber Voucher when you activate your The Indian Navy profile on Uber
[Don't forget to switch back to the Indian Navy Profile]



Proactive Cancellation - No Charge
Enjoy Zero Cancellation fees on all rides on the Indian Navy profile on Uber




Premium Business Support
24/7 Premium Business Support
businesssupport@uber.in



Additional Vehicle Category

Premier Executive: Peak Hour Price Protection & Top Rated (Top Cities)



Introducing "Reserve"

Book up to 90 days in advance, More reliability



Introducing "Hourly Rental"

Multi stops from 1hr/10Km - 12hr/120Km



Add your favourite payment method:

Credit/Debit card, Paytm, GPay, UPI and Cash



For Business & Personal

Indian Navy profile for all your ride types



Uber Safety & Rider Insurance

Safety helpline # 88006-88666 or via Uber App. All rides **Insured** on Uber

Uber Categories For "The Indian Navy"

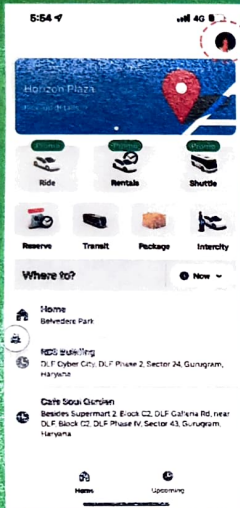
Uber for Business

- Uber Go
- Uber XL
- Uber Reserve - New (More reliability)
- Business Premier
- Hourly | Rental - Revamped (multiple stops)
- Premier Executive (Additional Category)
 - Peak Hour Price Protection & Top Rated
- Intercity
- Auto & Bikes (Moto)

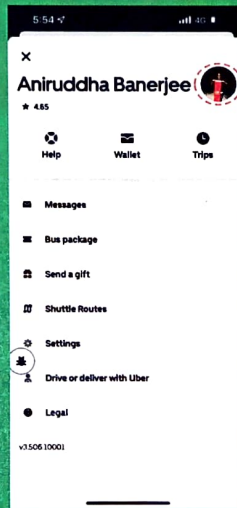


Personal Detail Verification (Mandatory)

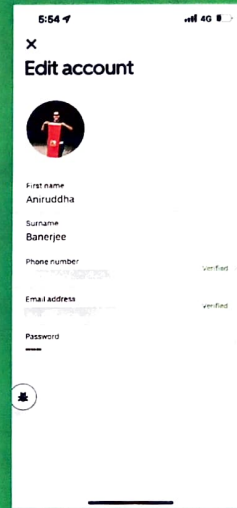
Step 1: Instructions To Verify your details on Uber App



1. Tap on your profile picture



2. Tap on your profile picture again



3. Verify your personal email address


Note: In case you can't add your personal email then please add your official/alternate email

Link Your Business Profile

- Link Via Mobile
- Link Via Desktop

Book Your Ride

Book your ride on The Indian Navy Profile



Activation Steps

How each invited member can link his/her personal Uber Rider profile with **Indian Navy <>**
Uber Account

Instructions To Link

How to get started:

Step 1: [Click Here](#) and fill out your and your dependents' details

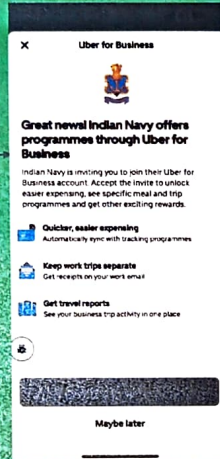
Step 2: in a few days, you will receive an invite to join the Indian Navy profile. Please follow the linking process (Next Slide)

Step 2 - Activate your The Indian Navy profile via Smartphone



Click on the link in the email to join the team on Uber.

Tap on "Connect Account". The link will open up in the Uber App on your phone.



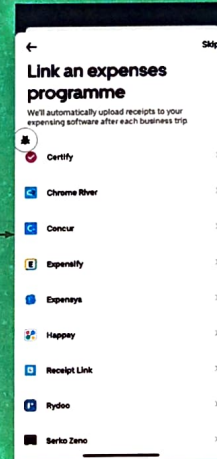
Join the Account

Tap on "Join Now" once the link in the invite email opens up in the Uber App.



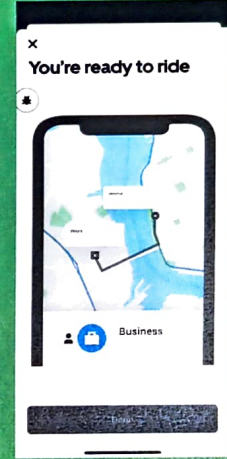
Payment Method

Select a credit/debit card/Paytm/GPay/UPI/ Cash as the default payment method



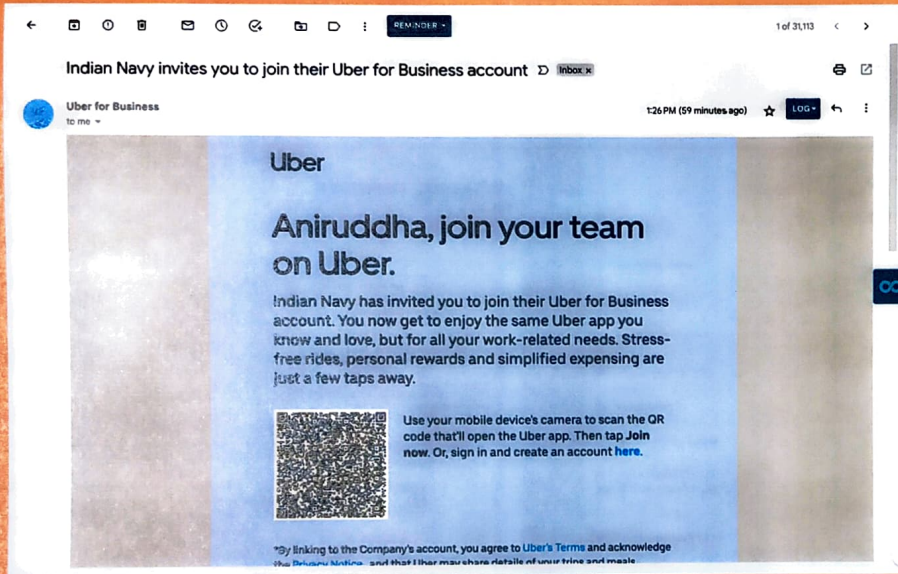
Expense Provider

Tap on Skip



You Have Successfully linked to your **Business** profile

How To Link Via Desktop



After you receive the invite email, Scan the unique **QR code** on your email with your smartphone camera.

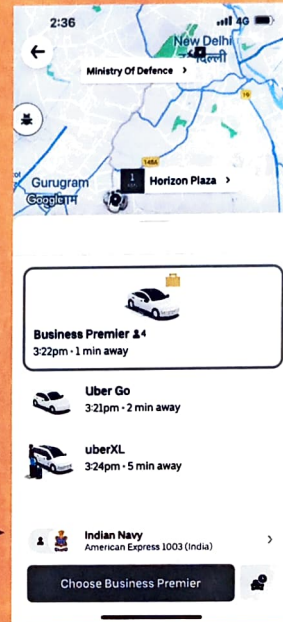
Tap on the link that appears on the QR and follow the linking process as mentioned in the previous slide.

Booking a ride on The Indian Navy Profile

1. Fill in your pickup and drop location and select your preferred ride



2. Toggle right at the profile selection button at the bottom to select The Indian Navy Profile



3. You are ready to ride on your Indian Navy Profile

Uber Support



Get Help With Your Business
Account by writing to
business-support@uber.com

Uber Safety



Call **800-888-6666** to get in touch
with Uber Safety Helpline during a
trip.



Pre Trip



Driver Background checks
mandatory safety screening for ever driver.



Driver Document Verification
Govt. approved verified documentation



Driver Real Time ID check
Live photo verification before drivers goes online



Safety verification
All drivers are verified before trip start



Driver background check
mandatory background check



Safety training
Educational
To ensure the safety of the driver and passengers

On Trip



On-Trip Reporting
Report safety incident while on trip



Ride Check
Proactive safety check on unusual off like stop midway etc.



Trip Insurance
Every trip taken on the platform is insured.



Share my trip
Share your Uber trip with loved ones.



Dangerous driving notification
Personalized feedback for drivers, delivered in-app, with an educational



In-app Emergency Button
With a simple tap of a button riders and drivers can connect to their local emergency number.

Post Trip



Safety Helpline
To report any safety issues on a trip or even 30 mins after the trip has ended, riders can either call 88006-88666 from their phone or access it via Uber App.



2 - way ratings & min rating thresholds
The rider and driver both are rated by the end of the trip.



Emergency contacts
Uber will reach out to the emergency contact in times of emergency